



SPOOKTACULAR GREETINGS



Ghostly Word Find

Find the words from the list below.

P G P E S K E L E T O N
L A I Y Q R B D Z R E V
C K F M A I P G S E L F
Q A H M J K D Y B A O R
E R P U M P K I N T E A
W T C M F O S E O L I N
E I D A O U P J C G N K
B A T P X M I L A H Q E
M L S C A N D Y C O R N
E D A B H C E E B S I S
H J T C Y G R F V T A T
T R I C K F K A F I H E
N I D R A C U L A M L I
K G T N W J A L H I S N
E S U O H D E T N U A H

Pumpkin	Spider	Candy Corn	Dracula
Bat	Spooky	Haunted House	Treat
Witch	Fall	Skeleton	Web
Mummy	Trick	Ghost	Frankenstein



Answer Key



Halloween Records

Check out these Guinness World Halloween records that will blow your mind!



Largest Jack-O-Lantern

In 2018, the largest Jack-O-Lantern weighed in at a massive 2,077 pounds! The giant pumpkin was submitted by grower, Josiah Brandt at the Elk Grove Giant Pumpkin Festival in Elk Grove, California. The festival is a very popular annual family event that attracts more than 50,000 visitors each year! It was carved by three artists, which took about 24 hours!


Largest Collection of Candy Wrappers

Milan Lukich Valdiva from Tacna, Peru has the largest collection of candy wrappers. He has over 5,065 candy wrappers and counting! Milan has spent over 32 years collecting them. His collection also consists of candy wrappers from 49 nations around the world!



Largest Gathering of Zombies

A whopping 15,458 people dressed up as zombies and walked the closed-off streets of the Warehouse District in Minneapolis, Minnesota. The event was organized by Zombie Pub Crawl in 2014. Multiple outdoor stages, food trucks and entertainment were also featured in the event.





\$potting Fake Money

Ever wonder how to figure out if money is real or not? Here are some ways you can check!

1) Watermark: When you hold the bill up to light, you should be able to see a watermark or faint image of the person on the bill. It can be seen from both sides of the bill because it is engraved in the paper instead of being printed on it.

2) Color Shifting Ink: The number at the bottom right corner of the bill, will appear to change colors when you tilt it. The number will change from copper to green in color.



3) Security Thread: The security thread is a thin embedded strip that is located on the left side (for \$10 & \$50 bills) and on the right (for \$5, \$20 & \$100 bills). Within the thread, each bill has microprinted phrases for added security.

- \$5 says "USA FIVE"
- \$10 says "USA TEN"
- \$20 says "USA TWENTY"
- \$50 says "USA 50"
- \$100 says "USA 100"

Under UV (ultraviolet) light, each thread on every bill glows a unique color. \$5 (blue), \$10 (orange), \$20 (green), \$50 (yellow), \$100 (pink).

4) 3-D Security Ribbon: The only bill that features this blue strip is the \$100 bill. The cool thing about this security ribbon is that it is 3-D. Images of "100s" and "Liberty Bells" are embedded in the strip. When the bill is tilted back and forth, the "Liberty Bells" change to "100s".

5) Serial Numbers: The serial numbers on bills are a unique set of numbers that are evenly spaced and printed the same color as the Treasury Seal right above it. Counterfeit bills may have serial numbers that are not evenly spaced or are printed with a different color or shade of ink from the Treasury Seal.



YOKO & KALEA

FOLLOW OUR ADVENTURES AT yokoandkalea.wordpress.com

